


Ipipedi Q Wall G9 double emission

code PPQ10/01

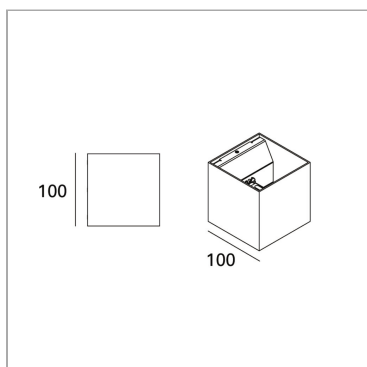


PRODUCT DESCRIPTION

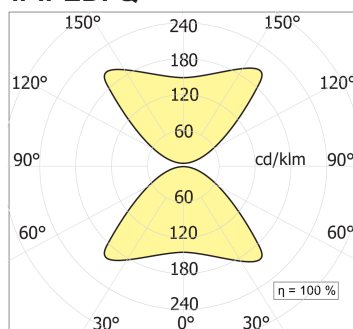
Wall and ceiling –mounted lighting fittings with direct or direct/indirect lighting emission. For 230V QPAR16 GU10 or QT14C G9 halogen/LED lamps. Body in painted extruded aluminum of square cross-section. Complete with ceiling or wall fixing bracket. Degree of protection IP20.

PRODUCT SPECS

Installation method	Wall surface mounted
Light source	QT-14 c
Absorbed power	max 60 W
Finishing	White
Energy efficiency class	D
Dimension	L100xW100xH100 mm
IP Grade	IP20
Power supply/Transformer	Not included
Protocol	See power supply



IPIPEDI Q



WEB PAGE



ASSEMBLY INSTRUCTIONS



